



Dear parents and carers,

As you may already be aware, our schools use a cursive handwriting script. This flyer aims to give you more information about why we do this, and provide you with further details about how to support your children with the development of their handwriting.

Although we live in an increasingly digital world, handwriting remains a vital skill for children. The **2014 National Curriculum** placed a greater emphasis on handwriting, stating that by the end of Key Stage 2, children must write in a **neat, joined, and legible** style to meet the expected standard.

Even today, most formal assessments are still handwritten, so being able to write clearly and confidently is essential. Beyond that, handwriting has a big impact on how children feel about writing in general.

- Children who feel good about their handwriting are more motivated to write.
- Those who struggle with handwriting often experience frustration, low self-esteem, and reluctance to write (Cornhill & Case-Smith, 1996).
- When handwriting isn't fluent or automatic, it takes up mental energy – making it harder for children to focus on spelling, punctuation, and creating meaning ("The Writer Effect").
- A smooth, joined **cursive style** helps support spelling and builds the foundation for fluent writing – this is why we've chosen this style for teaching.

If you'd like to learn more about why handwriting is important, these blog posts offer further insight:


<https://www.theconfidentteacher.com/2021/01/should-we-worry-about-handwriting/>

<https://learningspy.co.uk/writing/handwriting-matters/>


Cursive Script

Children will be taught to form letters as per the alphabets below. Where there is more than one possibility, children will be taught to form the letters that are circled in blue. Most children will begin joining in the second half of Y2 once all letters are correctly formed and orientated. By the time children are in Y6, they will be shown the various letter possibilities to support development of their own style.

EYFS - KS1 (pre-joining)

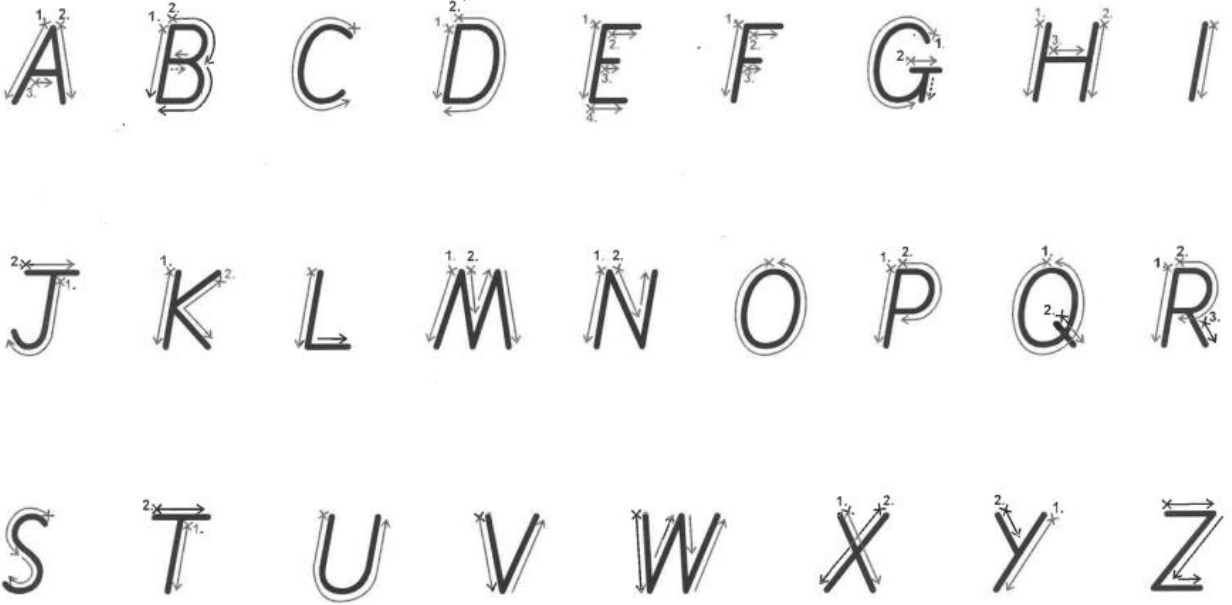


KS1 - KS2 (once joining: Y2 onwards)



The Alphabet

The diagrams below show how the upper case or capital letters are formed. The grey lines show the path of the pen. A cross indicates where each stroke of the pen should start. The separate strokes are numbered and should be completed in the correct order.



Parents and carers can also find helpful resources in their child's reading journal, including guidance on correct pencil grip and fine motor skill activities that support the development of neat, joined, and legible handwriting. These can be found on pages 28-30.

Dear Mrs Bayview

I am really sorry that I gave you the wrong parcel! It all started when baby Liam's gift to us was coming through and my parents asked to deliver the mail. I was boiling so I decided to go in the river because it was cold. Suddenly I slipped on a slithery rock and I fell in the river. The mail bag got wet because it went in with me. When I looked at the soaking wet parcel I noticed that they were smudged! I felt so ashamed of my self. I'll never forgive what I did. After this I didn't know which one went to which house except the ruby red labbed one because it was Granie Islands. Then I did a silly thing. I ran as fast I could and threw them to any house. I am so sorry.
Love Katie & Morgan

Tim Jarvis teetered nervously on the edge of the curb - his cold blue fingers clenched together in the icy air. Huge black carriages swayed past, splattering filthy slushy mud onto his face and tattered clothes. Finally, Tim saw his chance and made a dash for it through the chaotic traffic. He soon got to the other side of the road and found the meat pudding shop. He saw skinny dog dogs and skeletal boys loitering around the shop. The meat pudding shop sign was creaking and the glow of the sign kept on flickering, but Tim didn't mind and pushed into the shop. The rich smell of gravy entered into Tim's nostrils. Ms Hodder was sweeping the soggy floor to make sure everything was clean.